


# The 360a Series Label Applicator



*Tamp Blow Module*



*Air Blow Module*

**Setting Global Standards One Customer at a Time**  
[www.ctmlabelingsystems.com](http://www.ctmlabelingsystems.com)

# The 360a Series Label Applicator

## Features:

The 360a Series Label Applicator evolved from the industry standard 360 Series Platform. The 360a can be configured as a merge, blow-on or tamp-blow applicator, 5", 7.5" or 10" widths and each module can also be easily switched to the opposite hand with few or no change parts in a minimum amount of time. All units are stepper motor driven to include State-of-the-art electronics and a "Self-teaching" label sensor. File encryption of the 360a allows for easy "on-site" software revisions and upgrades.

## Stepper Motor

The 360 stepper drive uses a micro pulse driver for increased accuracy and performance, and is programmable to dispense labels at up to 3000 inches per minute.

## Control

The 360a features a combined power supply, amplifier and position controller to comprise a single drive package. The new single axis digital stepper / servo controller controls up to five tasks simultaneously plus management of variables with expanded I/O making this drive well-suited for the most demanding production applications. The 360a controller is also equipped with onboard I/O prewired to external connectors to accommodate the following:

<i>low label</i>	<i>single, double or triple lightstack</i>
<i>web break</i>	<i>encoder velocity compensation</i>
<i>loose loop control</i>	<i>product shape profiling</i>
<i>imprinting</i>	<i>zero downtime configuration</i>

Each machine is shipped preprogrammed and can have the additional hardware installed at a later date for simple "plug-n-play" operations. The electronic control assembly is packaged as a module and can be easily removed for repair or replacement, eliminating costly downtime and servicing.

## Operator Interface

The 6", 256 color, TFT touch screen operator interface provides a bold, bright, high contrast display with self-diagnostic platforms and multi-level intuitive set-up features.

## Electrical:

120 VAC, 50/60 Hertz, Single Phase, 5 amps.  
240 VAC available

## Air Consumption:

Up to 4 CFM at 60-90 psi.

## Labeling Speeds:

Programmable to 3000 inches per minute with secondary unwind and vacuum takeaway. Programmed with speed profiling ability.

## Product Sensing:

Retroreflective scanner provided as standard, other types available.

## Label Sizes:

	<i>Minimum</i>	<i>Maximum</i>
<i>Air Blow</i>	<i>3/4" wide x 3/4" L</i>	<i>7.5" wide x 9" L</i>
<i>Merge</i>	<i>3/4" wide x 3/4" L</i>	<i>10" wide x 20" L</i>
<i>Tamp</i>	<i>3/4" wide x 3/4" L</i>	<i>10" wide x 10" L</i>

## Label Roll Size:

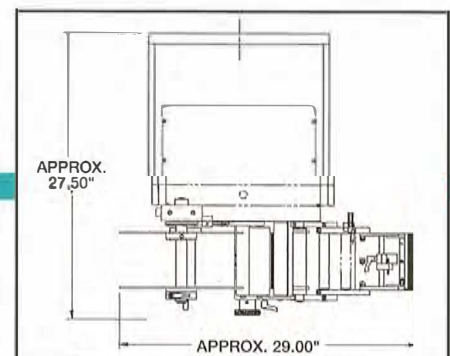
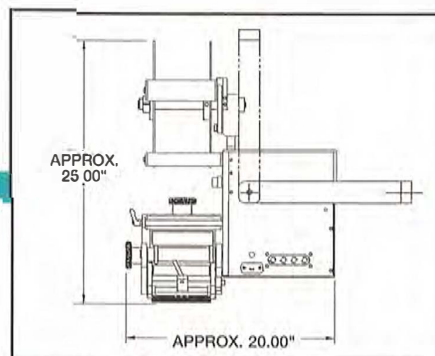
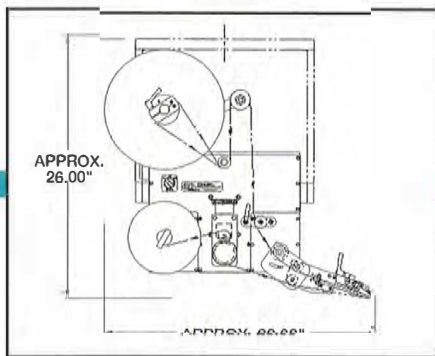
*Maximum* 12" OD x 3" ID core  
*Optional* 16" OD or 20" OD x 3" or 6" ID cores

## Label Placement:

*+/- 1/32"*

## Dimensions:

*Air Blow* 28" wide x 24" Tall x 27-1/2" Deep  
*Merge* 29" wide x 25" Tall x 27-1/2" Deep  
*Tamp* 28" wide x 22-1/2" Tall x 27-1/2" Deep



**Distributed By:**

**GEORGE R. DOUGLAS**  
**ASSOCIATES, LLC** Since 1930

3261 Commercial Parkway • Memphis, TN 38116  
Tel: (901) 332.6735 • Toll Free: 1-866-804-5291  
Fax: (901) 332.1834

E-mail: [grdouglas@grdouglas.com](mailto:grdouglas@grdouglas.com)  
Visit: [grdouglas.com](http://grdouglas.com)